



# **Towable Passenger Stair**

**MODEL 265 Electric System**



## **SPECIFICATION**

**ELECTRIC**

**TOWABLE PASSANGER STAIR**

**MODEL 375**



Manufactured by PT Dian Deka Prawira © 2013





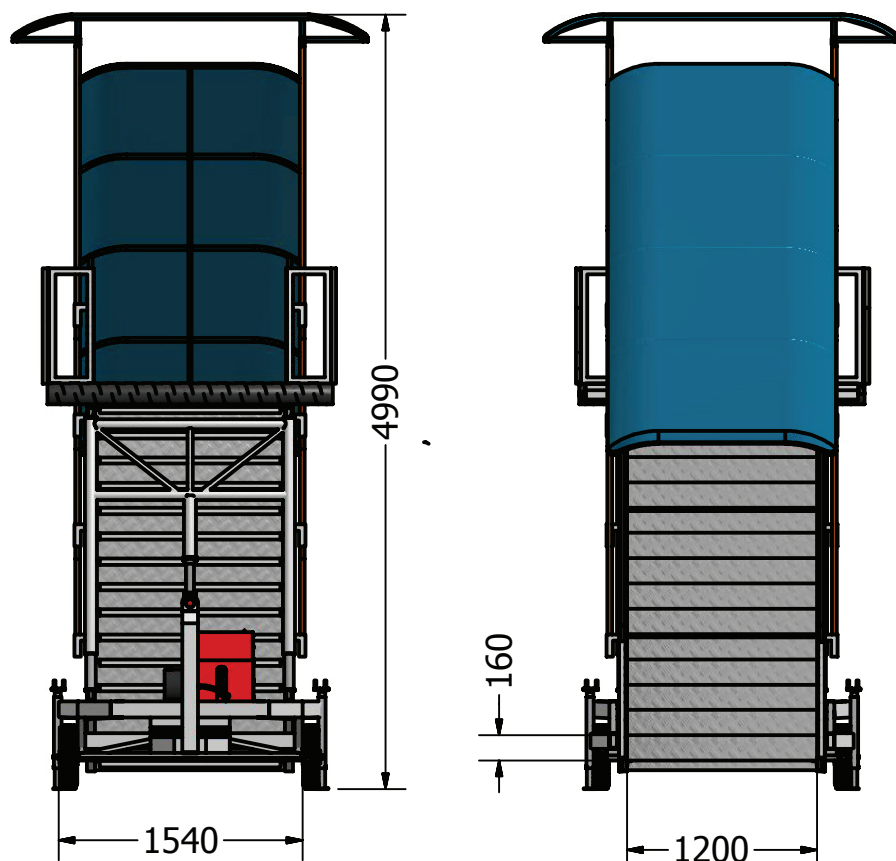
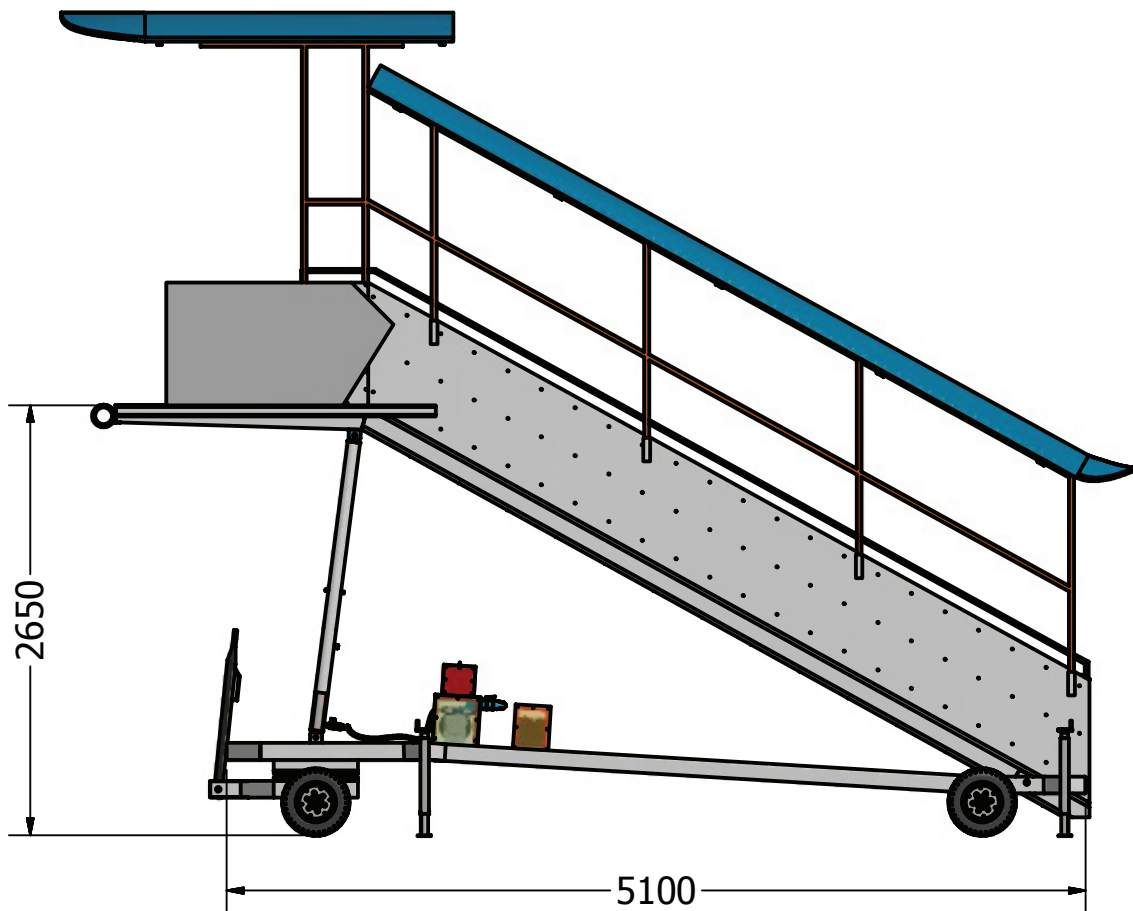
### **GSE is the key of your Airline or Ground Service Company succes**

We are the GSE solution to reduce cost without compromising safety & quality product in Indonesia. Our manufactured product is with update from reference IATA AHM 925 / 910 Safety worthiness and certified by Department perhubungan udara.

**DDPGSE.COM**

**"KEEPING YOUR GSE UP AND RUNNING"**

## DIMENSION ILLUSTRATION





## II. GENERAL INFORMATION

### A. SPECIFICATION

#### Product Description

Towable Passenger Stair Model 265 dibuat dengan system Electric Hydraulic adjustable disupply dari Rechargeable Battery.

#### 1. DIMENSION

Dimensi total/ Overall Dimension

Panjang/Length Overall : 5100 mm

Lebar/Width (Anak Tangga) : 1300 mm

Lebar/ Width Overall : 1450mm

Tinggi/Height Operational : 2650 mm

Tinggi Anak Tangga : 150 mm

Berat rata-rata/Weight approx :  $\pm$  1150 kg

#### 2. PERFORMANCE

Maximum Towing allowed : 20 Km/h

Aircraft Capability : Boeing 737 All series & Airbus 319,320,321 Neo

Hydraulic Boom : Electric Hydraulic Adjustable (Rechargeable)

Stabilizer : Manual Rotable hand adjustable 4 Ea

#### 3. OTHER INFORMATION

Battery : 12 Volt 50 Ah (Ground Negative)

Rechargeable Battery : 50 amp Continuous

Hydraulic Power pack : Electric adjustable

Tires : 400.8 Solid Tires

Rims : 8 in<sup>ch</sup>

Rear Axle : Rigid axle

Front Axle : 220 steering angle with Toweye



## 2. Photo Product Information



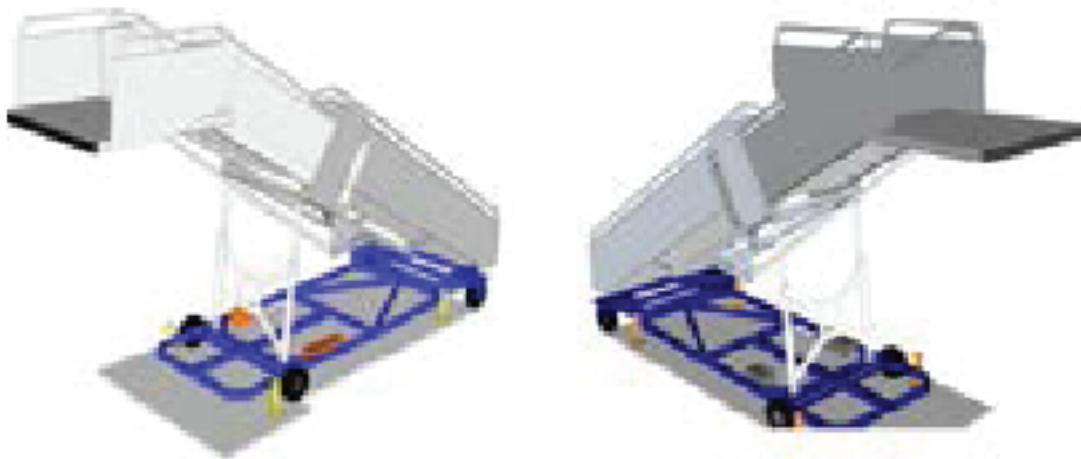
Jack stabilizer



Tow Eye



Tampak Belakang



Hydraulic Pack & Rechargeable Battery